

WHAT A WATER JOB!

OBJECTIVES

The student will do the following:

1. Know what makes a career water-related.
2. Discover careers of interest.
3. Identify information on the careers of their choice.

BACKGROUND INFORMATION

The area of water and related sciences, industries, and trades offers many career options. The expertise involved varies from on-the-job training to a doctorate in a water specialty. Each is important – from the plumber to the marine geophysicist. Some careers also offer recreational benefits, such as professional skiing and underwater photography. While we have many science fields involving water, we equally need tradesmen in water careers. Perhaps a water career will be of interest to your students.

Terms

career: a job one trains to do.

related: having a connection, going together.

water: a necessity for life on earth; found on the surface and under the ground.

ADVANCE PREPARATION

- A. Make a transparency from the teacher sheet, "Water-Related Careers."
- B. Make copies of the student sheet, "Student Interest Inventory" if needed.
- C. Make copies of teacher sheet, "Fact Flash Cards," and cut them out. You will need one card per student. Punch a hole at the top of each one. Cut yarn in various lengths (eight inches and less).
- D. Make copies of teacher sheet "Water Certificate" and fill them out for your students.

SUBJECTS:

Science, Language Arts, Art, Social Studies

TIME:

180 minutes

MATERIALS:

acetate sheet
overhead projector
yarn
coat hangers
index cards
paper punch
paste or glue sticks
construction paper
markers or crayons
butcher or other large paper
student sheets (included)
teacher sheets (included)
prizes (optional)

- E. If you are going to hold a Water Day Festival, plan your activities now. Make copies of parent/student sheet "Water Day Festival Announcement."

PROCEDURE

I. Setting the stage

Discuss the definition of water and how a career could be water-related. Ask students to name careers they think are water-related; list them on the board. Use a transparency of the teacher sheet, "Water-Related Careers," for additional water-related careers. Many of the careers listed will be unfamiliar to the students; tell them they will be investigating some of these.

II. Activity

- A. Have each student write down a career that he/she is interested in and have them select four others, including two with which they are not familiar; they will research these. You might use an interest inventory to assign jobs. (NOTE: The student sheet, "Student Interest Inventory," might be helpful. You might also divide the students into small groups that can work together, rather than having individual students working alone.)

1. Each student will be responsible to find facts on 5 careers.
 - a. Information can be researched in the library using reference materials such as encyclopedias or books about appropriate topics. Ask your librarian to help your class by pulling a collection of books and magazines with the appropriate information..
 - b. If students know someone in a selected career they can interview that person. Information gained during an interview can be included on the flash cards students will make.
2. Give each student five fact flash cards (or blank index cards). Have students list at least 5 facts on one side and draw an illustration on the opposite side.
 - a. Use a piece of yarn to attach five flash cards to a coat hanger. Each card will have a different length of yarn to hang it with.
 - b. Place a piece of construction paper at the top of the hanger and label it "Water Jobs." Hang these career mobiles around the classroom.

- B. Students will play a "stand-up" game.

1. Have them select their favorite career and write 5 clues for it. On the day your class plays "What's My Water Job?" they can bring in props such as a hat or instrument associated with that career.
2. When it is their turn students will stand up and, using their props, they will give one clue at a time.
 - a. Their classmates will guess their profession.

- b. The student who guesses correctly receives points. The points correspond with how many clues they had (1 clue = 5 points, 2 clues = 4 points, 3 clues = 3 points, 4 clues = 2 points, 5 clues = 1 point).
3. At the end of the game the student with the greatest number of points receives a prize (such as a water toy, or a bottled water drink). A certificate made from the teacher sheet, "Water Certificate" could be given to the winners.

III. Follow-Up

Celebrate with "Water Day." Pick a day and plan water activities for the students. A warm day would be best for these activities.

- A. Invite guest speakers that have water-related careers. (See the listing on the student sheet for ideas, and check the parent volunteer you get when you send the announcements home.)
- B. Use the parent/student sheet, "Water Day Festival Announcement" to announce your festival.
- C. Make posters of 5-foot humans (have students trace each other on butcher paper). Dress them for water-related careers. Decorate the halls with these career-minded paper dolls.
- D. Students may make and display science or social studies projects involving water topics.
- E. Have the lunchroom plan a meal and list the amount of water in each item on that day.
- F. Play games outside like water balloon relay races or tosses, (clean) spray bottle squirt games, or building toy boats (e.g., from aluminum foil) and racing them in a wading pool. You may also hold taste tests for various bottled waters or have carnival games like a water version of "Go Fish."

IV. Extensions

- A. Have students make a flag or banner for a water-related career. Use paper or cloth and attach to sticks or to dowel rods. Hang them up in your classroom.
- B. Take the flash cards and play a game. Have the students work in small groups of 3 or 4 to create their games. Have them write down the rules for their game. Spend a class period and allow them to play the games they created.
- C. Have students write letters to people in the water-related career of their choice.
- D. Make a large group painting (a mural) using magazine pictures and original drawings. Water-related careers will be illustrated in the mural. Display in a visible place.
- E. Play "Water Job Baseball," using the flash cards. Set the classroom up in standard baseball formation. Place a chair on each base and one for the pitcher. Divide the class into 2 teams. As each student comes up to bat a flash card is used to ask a question. Four clues without a response is an out. If they answer correctly they run (four clues=first base; 3 clues=second base; 2 clues=third base; 1 clue=HOME RUN). The team with the most runs is the winner. Change teams when one receives 3 outs.

WATER-RELATED CAREERS

boater
seaman
yachtsman
motor sailboater
plumber
water meter reader
wastewater treatment engineer
merchant marine
professional skier (water or snow)
ice skater
professional tournament fisherman
Coast Guard
Navy
submariner
water level controller
biosolids specialist
environmental chemist
water line installer
oceanographer
marine conservationist
underwater photographer
science teacher
snow hydrologist
meteorologist
marine geophysicist
marine geologist
limnologist

hydrologist
marine technician
groundwater contractor
health department environmental inspector
aundry attendant
lifeguard
scuba diver
aquarium director
bottled water company employee
desalination plant director
diver
fireman
landscape artist
potter
scuba instructor
Olympic/professional swimmer
recreation instructor
rafting guide
marine explorer
sunken treasure hunter
marine salvage engineer
water quality control officer
marine biologist
tugboat captain
boat builder
commercial fisherman
well driller

STUDENT INTEREST INVENTORY

1. When you grow up what job would you like? _____

2. What water sport do you like best? _____

3. Can you think of a job that involves working with water? Do you want to know more about it? What is that job? _____

4. Do you have any hobbies? Tell me about them. _____

5. What are some fun things you do with your family? _____

6. What are the titles of your favorite books? _____

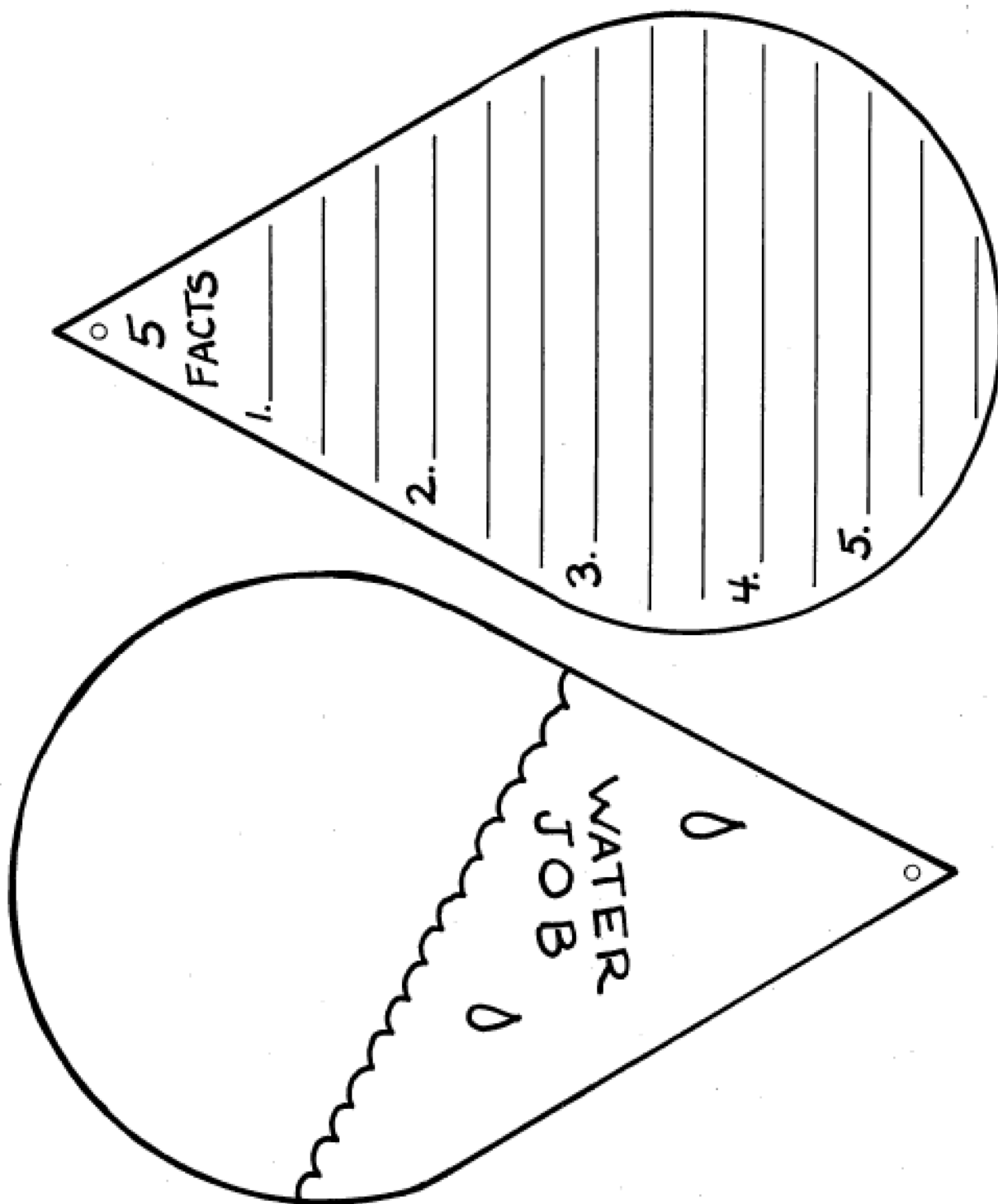
7. What are the names of your favorite television shows? _____


8. What are the names of your favorite games? _____

9. What are your favorite subjects in school? _____

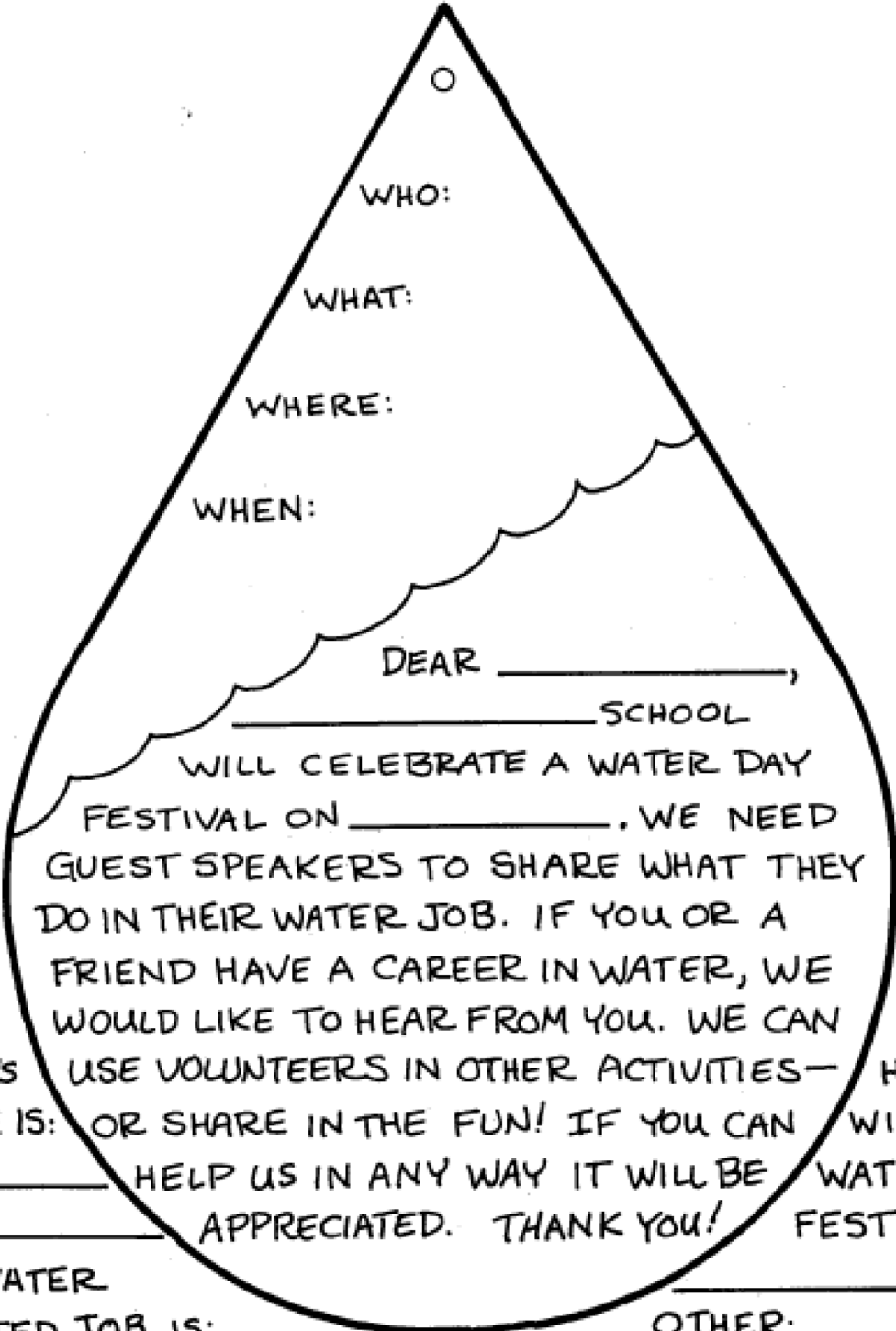
10. What are three interesting things you can tell me about you? _____

FACT FLASH CARDS





WATER DAY FESTIVAL ANNOUNCEMENT



WHO:

WHAT:

WHERE:

WHEN:

DEAR _____,

_____ SCHOOL

WILL CELEBRATE A WATER DAY FESTIVAL ON _____. WE NEED GUEST SPEAKERS TO SHARE WHAT THEY DO IN THEIR WATER JOB. IF YOU OR A FRIEND HAVE A CAREER IN WATER, WE WOULD LIKE TO HEAR FROM YOU. WE CAN USE VOLUNTEERS IN OTHER ACTIVITIES—

MY CHILD'S NAME IS: _____ OR SHARE IN THE FUN! IF YOU CAN HELP US IN ANY WAY IT WILL BE APPRECIATED. THANK YOU!

I CAN HELP WITH THE WATER DAY FESTIVAL.

MY WATER RELATED JOB IS: _____

SIGN: _____ OTHER: _____